

Dense Core Evolutions Induced by Shock Triggering and Turbulent Dissipation

K. Tachihara¹, A. Hayashi², T. Onishi², A. Mizuno³, Y. Fukui²

(tachihara@kobe-u.ac.jp)

¹-Graduate School of Science and Technology, Kobe University, Japan; ²-Department of Astrophysics, Nagoya University, Japan; ³-Solar-Terrestrial Environment Laboratory, Japan

Abstract

We report statistical properties of C¹⁸O and H¹³CO⁺ dense cores whose typical densities are 10⁴ and 10⁵ cm⁻³, respectively. In general, one C¹⁸O core fragments into one or a few H¹³CO⁺ cores in isolated SFRs, in contrast to the typical triggered cluster-forming region of the ρ Oph cloud, which consists of 57 H¹³CO⁺ cores. The statistics of the C¹⁸O cores show a remarkable trend that more evolved C¹⁸O cores associated with H¹³CO⁺ cores and young stars have larger masses and smaller line widths. This suggests that the turbulent decay is required for the C¹⁸O cores to gain more mass and contract to form dense H¹³CO⁺ cores spontaneously. On the other hand, no clear trend is seen in the physical properties between star-forming and starless H¹³CO⁺ cores. Among the nearby SFRs, the H¹³CO⁺ cores in Taurus are larger in number and mass than others. On the other hand, triggered SFRs of the ρ Oph and Cha I clouds have larger mass fraction of the total C¹⁸O cores to the ¹³CO clouds. These different condensation properties may come from the shock triggering and initial condition of the turbulence.

Introduction


Recent observational and theoretical studies have shown that external triggering and internal turbulence play major role for the condensation of the ISM and star formation. Some evidences of non-isotropic compression is seen in the cloud morphology and associated active cluster formation such like the ρ Oph and Cha I clouds. Survey for C¹⁸O dense cores have shown that internal turbulence dominates the core dynamics and regulate star formation activity (e.g. Tachihara et al. 2002).

Observations

Based on the precedent C¹⁸O core surveys by the NANTEN radio telescope, (Tachihara et al. 2002 and the references therein), Taurus, Ophichus North, Lupus, and Chamaeleon clouds were surveyed for denser and more compact cores in H¹³CO⁺ ($J=1-0$) by the 45m telescope at the Nobeyama Radio Observatory and the SEST 15m telescope at La Silla. The results obtained in Taurus were published by Onishi et al. (2002). For a comparison, H¹³CO⁺ survey with the 45m telescope in the ρ Oph cloud by Umemoto et al. (2002) are compiled.

Results

- In total, 148 H¹³CO⁺ cores are sampled including the ρ Oph cloud. Their physical properties are summarized in Table. 1.
- In the isolated SFRs, one C¹⁸O core generally contains a few H¹³CO⁺ cores, while the ρ Oph cloud fragments



SEST 15m



NRO 45m

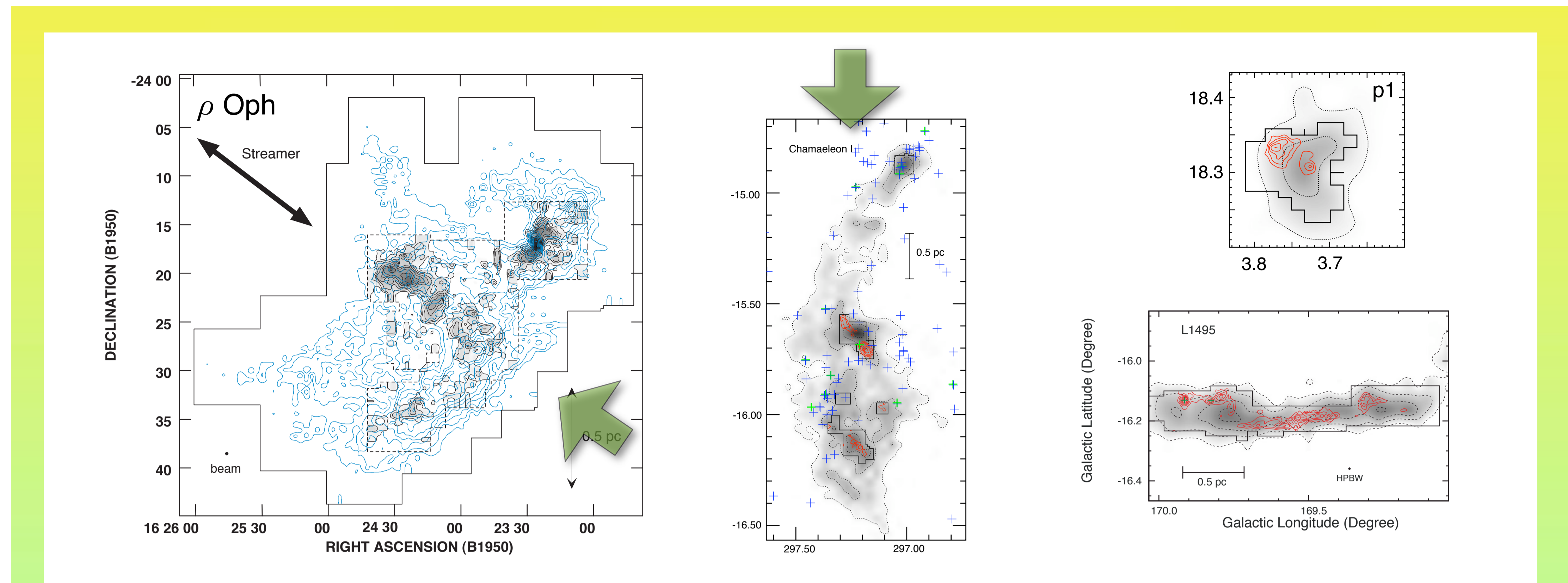


Fig. 1 Four examples of the H¹³CO⁺ dense cores sampled in the triggered (ρ Oph and Cha I clouds) and spontaneous (core p1 in the Oph North region and L1495 in the Taurus clouds) SFRs. Integrated intensity maps of H¹³CO⁺ is overlapped on the C¹⁸O integrated intensity maps. For the triggered SFRs, directions of the shock wave are shown by arrows. The maps are arbitrary scaled. Note that one C¹⁸O core typically breaks up into a few H¹³CO⁺ cores except that ρ Oph cloud contains 57 H¹³CO⁺ cores. On the other hand, no H¹³CO⁺ cores are detected in the region of the Cha I YSO cluster.

into 57. In the Cha I cluster, H¹³CO⁺ cores seem to have already dissipated.

- The C¹⁸O cores with larger mass and smaller line width tend to have embedded H¹³CO⁺ cores (Fig. 2). This clear trend indicates that the turbulent dissipation leads the cores into virial equilibrium and further condensation.
- Remarkably massive and many H¹³CO⁺ cores are formed in Taurus showing active and ongoing star formation in contrast to the inactive SFRs of the Oph North and Cha II/III clouds.
- In the Oph North region, H¹³CO⁺ cores are low mass despite the high detection rate. It is suggested that they are not massive to form stars, while Cha II/III clouds are immature and have only 2 H¹³CO⁺ cores.

Table. 1 Physical properties of the H¹³CO⁺ cores

	number of cores	M [M_{\odot}]	R [pc]	ΔV [km s ⁻¹]	detection rate [%]
Taurus	56	5.9	0.04	0.62	45
Oph North	25	2.0	0.03	0.55	52
Lupus	10	4.0	0.05	0.66	20
Cha II/III	2	3.4	0.07	0.75	12
ρ Oph	57	2.5	—	—	100
Cha I	3	4.9	0.06	0.66	33

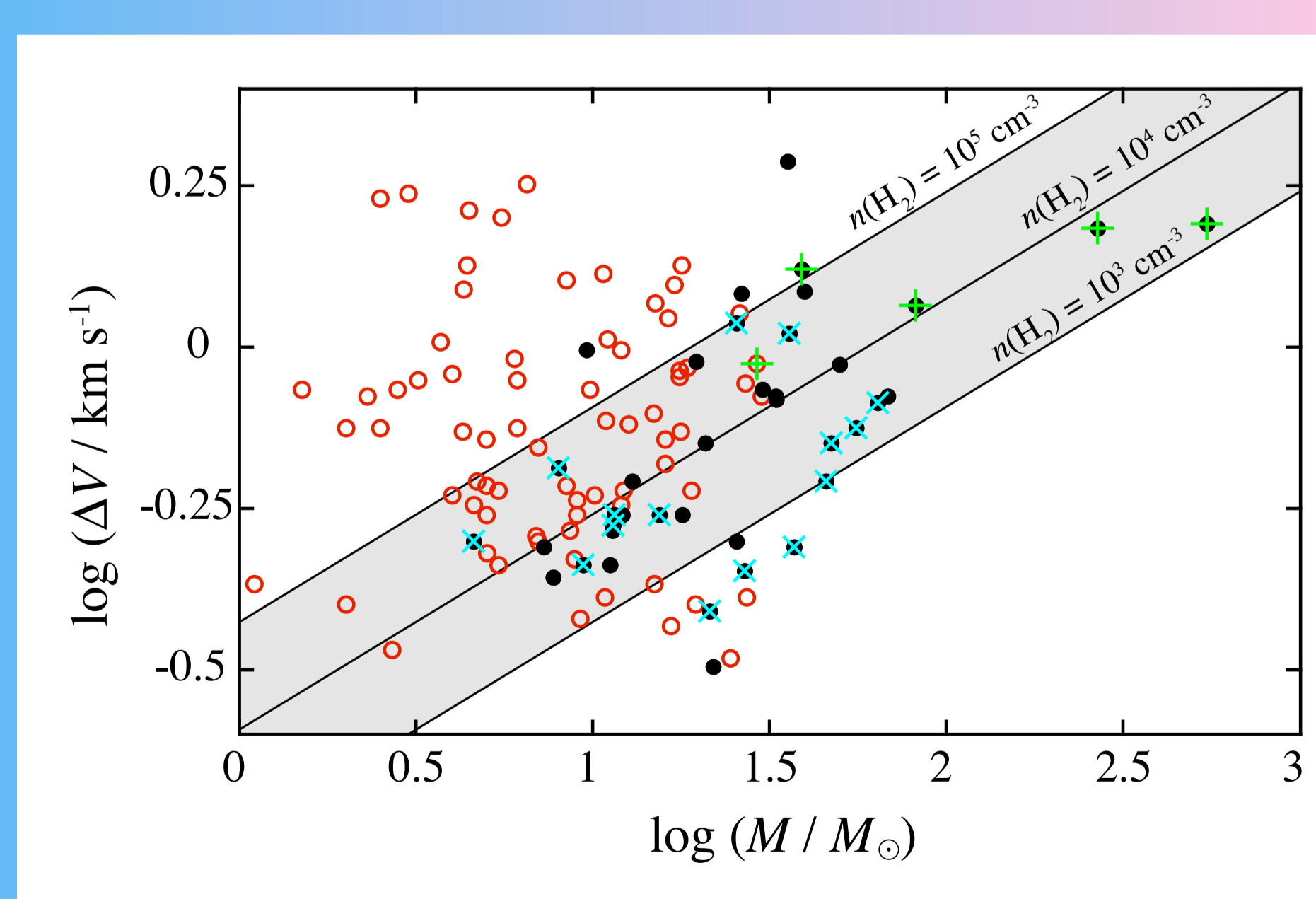


Fig. 2. Log-log plot of the mass vs ΔV for the C¹⁸O cores. The filled and open circles show those with and without H¹³CO⁺ core detections, respectively. The X and cross denote the cores associated with YSOs and clusters (more than 10 YSOs), respectively. The gray region illustrates the area where the cores are in the virial equilibrium with the average densities between 10³ and 10⁵ cm⁻³.

- No clear difference in the core properties is seen between star forming and starless H¹³CO⁺ cores.

Discussion

The property of gas condensations represented by mass ratios of low to high density regions are quite different among the SFRs (Fig. 3). The total C¹⁸O core mass divided by the ¹³CO mass is high in the 2 triggered SFRs (ρ Oph and Cha I clouds). It suggests that the external pressure helps the low density gas with compression. Further contraction to form H¹³CO⁺ cores is triggered by the internal turbulence decay. Among the studied SFRs, the Taurus cloud has remarkably smaller ΔV of the C¹⁸O line, that may induce spontaneous H¹³CO⁺ core formation and thus high mass fraction of the total H¹³CO⁺ cores to the C¹⁸O cores.

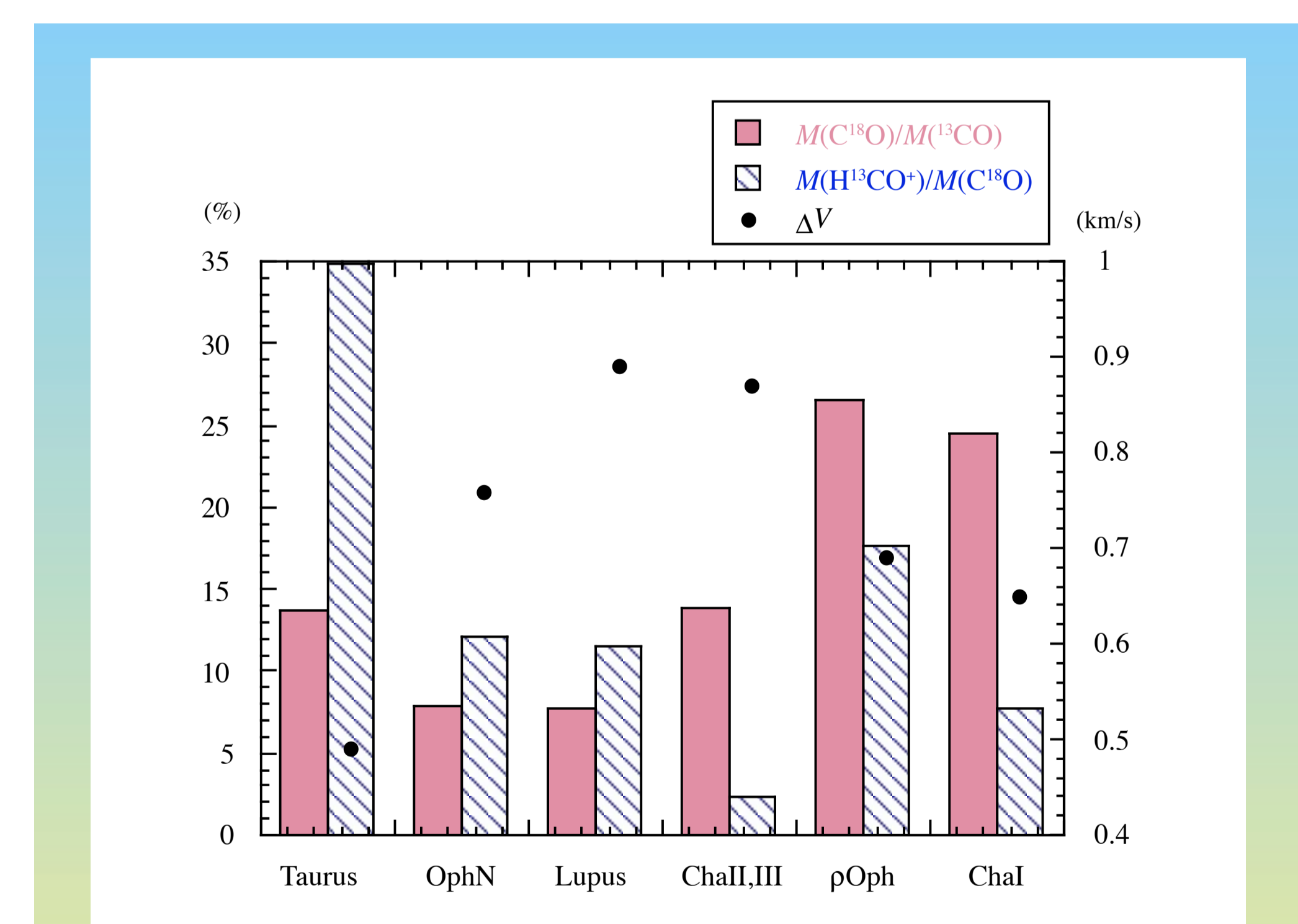


Fig. 3 Comparison of the mass fractions in different molecular tracers among the surveyed SFRs. The red filled bars and blue hatched ones denote the total C¹⁸O core mass divided by the total ¹³CO cloud mass and the total H¹³CO⁺ core mass divided by that of C¹⁸O. The average velocity dispersions derived from the C¹⁸O line width are over-plotted.

References

- Onishi, T., Mizuno, A., Kawamura, A., Tachihara, K., & Fukui, Y. 2002, *ApJ*, 575, 950
 Tachihara, K., Onishi, T., Mizuno, A., & Fukui, Y. 2002, *A&A*, 385, 909
 Umemoto, T., Kamazaki, T., Sunada, K., Kitamura, Y. & Hasegawa, T. 2002, 8th IAU Asia-Pacific regional meeting, Vol. II, p.229